

Healthy Scleral Contact Lens Habits


Copyright © 2016 AOCLE. All Rights Reserved.

Congratulations on your new Scleral contact lenses!

To ensure continued success with your Scleral lenses, review these healthy lens habits.

1. Wash your hands thoroughly with soap, rinse and dry them before handling your lenses.^{1,2}



2.  Do not use tap water to clean or handle your lenses or to clean the case.³⁻⁷

3. Your solution has been chosen specifically for your type of lens. Do not change without discussing this with your eye care professional. In addition, contact lens solutions should not be used after the expiration date.⁸⁻¹²

Your recommended solution for:

- **cleaning** is _____
- **soaking** is _____
- **filling** is _____


4. To maintain comfortable lens wear, rub you lenses after removal with the recommended **cleaning** solution to remove protein, oil and make-up.¹³⁻¹⁵

5. Prior to insertion, the lens should be filled with a non-preserved **filling** solution to avoid corneal toxicity. Pay close attention to the expiration date.¹⁶⁻¹⁸

6. Store brand solutions are often old formulations of solutions and may not be compatible with your type of lens.¹⁹⁻²²

7. Always recap your solution bottle after each use.^{1,23}




8.  Do not sleep with scleral lenses.¹⁸

9. If you have a spare pair, it should be stored dry and in a case until needed. Before using, clean the lens(es) with the **cleaning** solution and store in **soaking** solution overnight prior to application.²⁴

10. Before using any type of eye drop (medication or artificial tear), ask your doctor if the lenses need to be removed.²⁵⁻²⁷



11. Completely empty the solution in the lens case every day. Never add more solution if there is solution already there.^{15, 28-30}



12. Clean the case with your **soaking** solution and let air dry completely, uncapped and upside down, on a paper towel. It is recommended to replace your case at least every 3 months.^{2, 28, 31-34}



13. Healthy lens wear should not induce redness, discomfort, or visual disturbance. If you have any concerns remove your lenses and consult your eye care professional.³⁵⁻³⁶

Your next contact lens checkup is:

References

1. Szczotka-Flynn LB, Pearlman E, et al. Microbial contamination of contact lenses, lens care solutions, and their accessories: a literature review. *Eye & Contact Lens* 2010;36(2):116-129.
2. Wu Y, Carnt N, et al. Contact lens user profile, attitudes and level of compliance to lens care. *Cont Lens Ant Eye* 2010;33(4):183-188.
3. Shoff ME, Joslin CE, et al. Efficacy of contact lens systems against recent clinical and tap water acanthamoeba isolates. *Cornea* 2008;27(6):713-719.
4. Joslin CE, Tu EY, et al. The association of contact lens solution use and Acanthamoeba keratitis. *Am J Ophthalmol* 2007;144(2):169-180.
5. Booton G, Joslin CE, et al. Genotypic identification of acanthamoeba sp. Isolates associated with an outbreak of acanthamoeba keratitis. *Cornea* 2009;28(6):673-676.
6. Amos CF, George MD. Clinical and laboratory testing of silver-impregnated lens case. *Cont Lens Ant Eye* 2006;29(5):247-255.
7. Hall BJ, Jones L. Contact lens cases: the missing link in contact lens safety? *Eye & Contact Lens* 2010;36(2):101-105.
8. Keir A, Woods CA, et al. Clinical performance of different care systems with silicone hydrogel contact lenses. *Cont Lens Ant Eye* 2010;33:189-195.
9. Carnt N, Evans V, et al. IER Matrix update: adding another silicone hydrogel. *Contact Lens Spectrum* 2008;23(3):4-43.
10. Andrasko G, Ryan K. Corneal staining and comfort observed with traditional and silicone hydrogel lenses and multipurpose solution combinations. *Optometry* 2008;79(8):444-454.
11. Jones L, McDougail N, et al. Asymptomatic corneal staining and comfort observed with the use of balafilcon silicone-hydrogel contact lenses disinfected with a polyaminopropyl biguanide-preserved care regimen. *Optom Vis Sci* 2002;79(12):753-761.
12. www.fda.gov/NewsEvents/Newsroom/PressAnnouncements/2009/ucm167187.htm.
13. Sluh KL, Hu J, Sibley M. The microbiological benefit of cleaning and rinsing contact lenses. *Int Contact lens Clin* 1985;12:135-142.
14. Henry VA. The role of compliance. *Rev Cornea & Contact Lenses*, 2009(10):27-32.
15. Butcko V, McMahon TT, Joslin CE, Jones L. Microbial keratitis and the role of rub and rinsing. *Eye & Contact lens* 2007;33(6):421-423.
16. van der Worp E. A Guide to Scleral Lens Fitting, Version 2.0 [monograph online]. Forest Grove, OR: Pacific University; 2015. Available from: <http://commons.pacificu.edu/mono/10/>
17. Gromacki 2013 (www.reviewofcontactlenses.com/content/d/featured_articles/i/2241/c/38473/) accessed July 1, 2016
18. Scleral Lens Education Society. "How to use Scleral Lenses" www.sclerallens.org/how-use-scleral-lenses. Accessed July 1, 2016
19. Wu Y, Carnt N, et al. Contact lens and lens storage case cleaning instructions: Whose advice should we follow? *Eye & Contact Lens* 2010;36(2):68-72.
20. Gromacki S. The truth about generics. *Contact Lens Spectrum* 2005;20(12):24.
21. Gromacki S. Solution confusion. *Rev of Cornea & Contact Lenses (Rev Optom suppl.)*;147(1).
22. Ward MA. How private label solutions affect your practice. *Contact Lens Spectrum* 2006;21(3):25.
23. Collins M, Coulson J, et al. Contamination of disinfection solution bottles used by contact lens wearers. *CLAO J* 1994;20(1):32-36.
24. Bennett ES, Wagner H. Rigid lens care and patient education. In Bennett ES, Weissman BA. *Clinical Contact Lens Practice* Philadelphia, Lippincott Williams & Wilkins, 2005:277-294.
25. Tabuchi N, Watanabe T, et al. Adsorption of actives in ophthalmological drugs for over-the-counter on soft contact lens surfaces. *J Oleo Sci* 2009;58(1):43-52.
26. Kading D. A two-week clinical evaluation of the safety of systane ultra in contact lens-wearing patients. *Clin Ophthalmol* 2010;4:27-32.
27. Nichols J, Sinnott L, et al. Hydrogel contact lens binding induced by contact lens rewetting drops. *Optom Vis Sci* 2008;85(4):236-240.
28. www.fda.gov/MedicalDevices/ProductsandMedicalProcedure/HomeHealthandConsumer/ConsumerProducts/Contactlenses/
29. Proenca-Pina J, Ssi Yan Kai I, et al. Fusarium keratitis and endophthalmitis associated with contact lens wear. *Int Ophthalmol* 2010;30(1):131-139.
30. Kilvington S, Powell CH, Lam A, Lonnen J. Antimicrobial efficacy of multi-purpose contact lens disinfectant solutions following evaporation. *Cont Lens Ant Eye* 2011;Mar 8 (Epub ahead of print).
31. Yung A, Boost M, et al. The effect of compliance enhancement strategy(self-review) on the level of lens care compliance and contamination of contact lenses and lens care accessories. *Clin Exp Optom* 2007;90(3):190-202.
32. Willcox M, Carnt N, et al. Contact lens case contamination during daily wear of silicone hydrogels. *Optom Vis Sci* 2010;87:456-464.
33. Wu Y, Zhu H, et al. Impact of air-drying lens cases in various locations and positions. *Optom Vis Sci* 2010;87:465-468.
34. Wu YT, Zhu H, Willcox M, Stapleton F. Removal of biofilm from contact lens storage cases. *Invest Ophthalmol Vis Sci* 2010;51(12):6329-6333.
35. FDA Consumer Health Information. "Focusing on contact lens safety" www.fda.gov/consumers/features/contactlens1107.html. Accessed 4/08/2011.
36. Kame RT. Clinical management of hydrogel-induced edema. *Am J Optom Physiol Opt* 1976;15:61-63.